

— 2024 KOREA • INCHEON —

**IBF WORLD YOUTH
CHAMPIONSHIPS**

OFFICIAL RESULTS BOOKLET

of the

2024 IBF WORLD YOUTH
CHAMPIONSHIPS

held in

Fiesta Bowling Center, Incheon, Korea



Contents

Section 1: Female Singles	4
Qualifying	4
Matchplay	6
Elimination Finals	6
Section 2: Female Doubles	7
Qualifying	7
Matchplay	9
Elimination Finals	9
Section 3: Female Teams	10
Qualifying	10
Matchplay	11
Elimination Finals	11
Section 4: Male Singles	12
Qualifying	12
Matchplay	16
Elimination Finals	16
Section 5: Male Doubles	17
Qualifying	17
Matchplay	21
Elimination Finals	21
Section 6: Male Teams	22
Qualifying	22
Matchplay	24
Elimination Finals	24
Section 7: Mixed Teams	25
Qualifying	25
Matchplay	27
Elimination Finals	27


A Note from TenpinResults

On behalf of everyone at TenpinResults I would like to express our appreciation to the International Bowling Federation for the opportunity to bring our live platform into Korea for the World Youth Championships. Integrating with a new scoring system can be an interesting challenge particularly when working through a language barrier, so we would like to take a moment to express our particular thanks the team of interpreters that made this work possible, and of course the many motivated and enthusiastic individuals from Korean Bowling Association and the Fiesta Bowling Center.

It genuinely was my pleasure to be able to adapt our platform for those magnificent LED panels in the arena and to have near instant automated live scores for those following at home. Unfortunately I was unable to reliably get live frames from the scoring system to connect to our in-progress displays, however the final game data does include frame pindication for us to do some analysis on in the wrap-up included here.

We would also like to acknowledge the particular efforts of Mr Kim Insub of Korea Bowling who drove us around and ensured we were taken care of, my interpreters Soyeong and Ae-Jin (my apologies to the ladies if I have butchered their names), Mr Doug Dukes from Kegel for some unexpectedly awesome technical ideas, Mr Terence Yew and Noelle from Asian Bowling Federation with whom we collaborate on scoring and draws etc, the Tournament Director Mr Maradona Chok, the Secretary General of Korean Bowling Mr Choi Hosik, and of course IBF CEO Mr Mike Seymour for his ongoing enhancement requests and faith in us to be able to deliver (even when a personal crisis for me resulted in a huge delay to this very booklet).






I hope you will find the enclosed results and statistics valuable and informative. I welcome any feedback, questions, or ideas you may have to jeff@tenpinresults.com



Jeff Whitty
TenpinResults

Section 1: Female Singles

Qualifying

1.	KOR		BOAH KIM ^[330]	1,298	216.3 (1)	192	236	225	192	257	196
2.	JPN		KIRI WATANABE ^[328]	1,275	212.5 (2)	191	191	192	219	257	225
3.	SGP		ARIANNE TAY ^[374]	1,269	211.5 (1)	264	212	157	205	205	226
4.	MAS		ADANIA MOHD REDZWAN ^[342]	1,269	211.5 (1)	246	224	233	212	176	178
5.	SGP		COLLEEN PEE ^[373]	1,253	208.8 (2)	238	211	170	243	201	190
6.	SWE		ELIN BERGQVIST ^[376]	1,246	207.7 (1)	268	185	186	215	214	178
7.	FIN		TIAMARI LAUKKANEN ^[318]	1,242	207.0 (1)	223	209	176	213	222	199
8.	PER		YUMI YUZURIHA SERAGAKI ^[361]	1,232	205.3 (1)	237	201	226	176	189	203
9.	SWE		NICOLE LAYRISSE ^[379]	1,227	204.5 (1)	175	244	179	206	244	179
10.	GER		FIONA LINDEMANN ^[322]	1,226	204.3 (2)	167	207	199	188	229	236
11.	MAS		NUR HAZIRAH RAMLI ^[343]	1,212	202.0 (2)	206	204	200	222	165	215
12.	USA		ANNALISE O'BRYANT ^[385]	1,210	201.7 (1)	176	188	178	217	195	256
13.	SWE		NORA JOHANSSON ^[378]	1,208	201.3 (2)	201	193	232	208	157	217
14.	MAS		ADELIA NUR IRWAN SYAZALEE ^[341]	1,205	200.8 (2)	222	173	214	222	147	227
15.	FIN		STELLA LÖKFORS ^[319]	1,197	199.5 (1)	201	213	177	246	168	192
16.	TPE		JO-YU TENG ^[383]	1,195	199.2 (1)	182	194	171	193	240	215
17.	MEX		ITZEL REGINA MORENO MENDEZ ^[345]	1,191	198.5 (2)	212	175	213	184	195	212
18.	NOR		JENNY MATHIESEN ^[352]	1,188	198.0 (2)	203	275	188	181	159	182
19.	IRL		HANNAH MASTERSON ^[323]	1,185	197.5 (1)	165	188	181	234	221	196
20.	COL		MARIANA SANTOS RIVERO ^[312]	1,180	196.7 (1)	202	167	212	207	158	234
21.	MEX		ANDREA CAROLINA PÉREZ PÉREZ ^[346]	1,178	196.3 (1)	254	180	187	168	186	203
22.	SWE		MAJA ENGBERG ^[377]	1,175	195.8 (2)	160	197	197	204	180	237
23.	FIN		MILA NEVALAINEN ^[320]	1,175	195.8 (2)	168	204	232	187	191	193
24.	NOR		MIA LINNEA LILLEGJÆRE ^[351]	1,174	195.7 (2)	229	191	183	176	159	236
25.	NZL		JESSICA MARGINSON ^[355]	1,172	195.3 (1)	148	300	160	212	192	160
26.	FIN		PEPPI KONSTERI ^[317]	1,168	194.7 (2)	202	171	198	200	217	180
27.	COL		MARIA FERNANDA MOLINA DIAZ ^[311]	1,161	193.5 (2)	229	224	193	179	160	176
28.	TPE		HSIN-TSEN HUANG ^[382]	1,151	191.8 (1)	178	183	190	226	180	194
28.	USA		JILLIAN MARTIN ^[387]	1,151	191.8 (2)	182	200	176	226	173	194
30.	MAC		MING HEI VAT ^[340]	1,146	191.0 (2)	185	172	135	204	258	192
31.	CZE		EMA IWAZAWA ^[315]	1,137	189.5 (2)	163	269	147	209	196	153
32.	KOR		DAEUN LEE ^[331]	1,129	188.2 (2)	187	189	171	195	188	199
33.	CAN		MEI YEN-LACHAPPELLE ^[308]	1,128	188.0 (2)	169	170	200	207	174	208
34.	NOR		MADELEN THORSRUDHAGEN DANIELSEN ^[353]	1,122	187.0 (1)	170	227	153	188	175	209
35.	CZE		NELA CAPILOVA ^[314]	1,119	186.5 (1)	164	191	190	212	181	181
36.	NOR		EMILIE MARIE AAS ^[350]	1,118	186.3 (1)	185	204	180	154	171	224
37.	SGP		NUR IRDINA BINTE HAZLY ^[372]	1,116	186.0 (2)	168	214	165	174	213	182
38.	KOR		YEYOUNG KANG ^[329]	1,116	186.0 (1)	241	183	184	191	158	159
39.	PER		HIDEMI SEGAMI MAKIYA ^[360]	1,114	185.7 (1)	177	143	191	206	214	183
40.	IRL		ABBY MCKEEVER ^[324]	1,113	185.5 (1)	183	175	210	234	151	160

Female Singles Qualifying continued

41.	TPE		PIN-YIN CHIANG ^[380]	1,112	185.3 (2)	187	197	170	179	175	204
42.	KOR		HYOIN SHIN ^[332]	1,111	185.2 (2)	192	235	142	141	164	237
43.	AUS		EMILY HART ^[303]	1,110	185.0 (2)	182	194	188	165	207	174
44.	MAS		ANIS HANNANI ROMZI ^[344]	1,110	185.0 (1)	201	186	185	202	186	150
45.	SGP		NING TAY ^[375]	1,108	184.7 (1)	171	175	180	202	191	189
46.	COL		SARA GIRALDO ^[310]	1,107	184.5 (2)	206	193	204	163	175	166
47.	JPN		RIRIA HAMASAKI ^[325]	1,103	183.8 (2)	188	192	223	165	160	175
48.	CZE		ZUZANA KVASNICKOVA ^[316]	1,099	183.2 (2)	178	151	223	155	200	192
49.	CAN		JADE COTE ^[306]	1,097	182.8 (2)	214	173	165	209	157	179
50.	AUS		SHANAE KEY ^[304]	1,094	182.3 (1)	220	165	160	166	192	191
51.	PUR		VALERIA COLÓN ^[370]	1,086	181.0 (1)	162	209	171	223	170	151
52.	USA		GIANNA BRANDOLINO ^[386]	1,083	180.5 (2)	133	178	184	229	162	197
53.	KUW		WASMYAH ALABDULLAH ^[333]	1,079	179.8 (2)	179	213	203	165	144	175
54.	TPE		YI-HSIEN CHIU ^[381]	1,078	179.7 (2)	169	192	155	187	179	196
55.	COL		SARA DUQUE JIMENEZ ^[309]	1,078	179.7 (1)	184	141	217	170	182	184
56.	MEX		VALERIA LIZBETH VIRAMONTES MILLÁN ^[348]	1,077	179.5 (2)	203	170	193	149	146	216
57.	MAC		HEI IO CHAN ^[337]	1,076	179.3 (1)	159	178	197	164	205	173
58.	AUS		SAMANTHA CLIFTON ^[302]	1,076	179.3 (2)	183	167	171	177	217	161
59.	GER		MAXINE BOLEK ^[321]	1,074	179.0 (2)	184	201	193	179	164	153
60.	USA		KATELYN ABIGANIA ^[384]	1,074	179.0 (1)	198	178	164	223	171	140
61.	JPN		MAHO TAKADA ^[327]	1,065	177.5 (1)	162	158	201	136	215	193
62.	AUS		HANNAH CLARK ^[301]	1,052	175.3 (1)	148	134	151	231	200	188
63.	MEX		IVANNA EMIRE VILLALOBOS EROSA ^[347]	1,049	174.8 (1)	191	182	164	143	184	185
64.	CZE		VIKTORIE BROKESOVA ^[313]	1,047	174.5 (1)	179	170	178	161	204	155
65.	PHI		PAULENE GAYLE STA. ANA ^[364]	1,045	174.2 (2)	213	135	190	189	166	152
66.	MAC		LOK IN CHEANG ^[338]	1,042	173.7 (1)	187	185	157	172	151	190
67.	PHI		DANIELLE ESCOLANO ^[362]	1,041	173.5 (1)	182	192	156	176	163	172
68.	NZL		NATASHA GOGGIN ^[354]	1,034	172.3 (1)	173	143	133	211	170	204
69.	PUR		ISABELLA COLÓN ^[369]	1,034	172.3 (2)	139	211	146	179	178	181
70.	PHI		KASSANDRA DENISE YAP ^[365]	1,033	172.2 (1)	188	165	180	145	166	189
71.	NZL		BREANNA SAMPSON ^[357]	1,032	172.0 (2)	163	164	125	189	214	177
72.	JPN		MAO KONDOH ^[326]	1,028	171.3 (1)	172	137	171	183	161	204
73.	MAC		GLORIA CELESTINA CHIU ^[339]	1,023	170.5 (2)	157	196	201	157	145	167
74.	CAN		SAMANTHA CIRILLO ^[305]	1,016	169.3 (1)	141	159	178	156	176	206
75.	POL		ELIN GUSTAVSSON ^[366]	1,016	169.3 (1)	195	184	177	175	138	147
76.	PUR		IVANNA FRATICELLI ^[371]	1,015	169.2 (1)	147	149	179	189	192	159
77.	PHI		DANIELLE DENISE LAZO ^[363]	1,003	167.2 (2)	181	167	186	150	161	158
78.	PER		ANA PAZ GONZALES ^[358]	1,000	166.7 (2)	177	127	160	175	188	173
79.	KUW		SHARIFA ASKANDER ^[335]	997	166.2 (2)	209	120	182	163	193	130
80.	NZL		JESSICA ROBERTS ^[356]	980	163.3 (2)	177	152	186	133	170	162

Female Singles Qualifying continued

81.	PER		ARIANA KOMT ^[359]	973	162.2 (2)	159	191	149	182	160	132
82.	CAN		KRISTEN JOLLY ^[307]	961	160.2 (1)	123	171	182	133	173	179
83.	PUR		LIDA BURGOS ^[368]	961	160.2 (2)	188	166	146	140	175	146
84.	KUW		RANIA ZAID ^[336]	931	155.2 (1)	127	161	151	133	193	166
85.	POL		GRETA JANICKIA ^[367]	893	148.8 (1)	135	148	165	161	164	120
86.	KUW		MARIAM ALOWAISY ^[334]	824	137.3 (1)	130	135	148	129	127	155
87.	NGR		VICTORIA ADANNA EJEMBA ^[349]	673	112.2 (2)	127	97	98	116	118	117

Matchplay

Womens Matchplay A

	PTS	PINS	AVG								
1. PER YUMI YUZURIHA SERAGAKI ^[361]	15	1,672	209.0	202	227 ³	214 ³	196 ³	218 ³	159	209 ³	247
2. USA ANNALISE O'BRYANT ^[385]	15	1,631	203.9	256 ³	187 ³	176 ³	162	195	233 ³	206 ³	216
3. SWE NORA JOHANSSON ^[378]	15	1,687	210.9	245 ³	216 ³	230 ³	233 ³	204 ³	165	204	190
4. SGP COLLEEN PEE ^[373]	12	1,560	222.9	218 ³	222	203	257 ³	204	243 ³	213 ³	
5. KOR BOAH KIM ^[330]	9	1,394	199.1	182	236 ³	232 ³	162	203	177 ³	202	
5. TPE JO-YU TENG ^[383]	9	1,357	193.9	190	180	196	182	226 ³	190 ³	193 ³	
7. SWE NICOLE LAYRISSE ^[379]	6	1,247	178.1	188	202	168	169 ³	184 ³	159	177	
8. MAS ADANIA MOHD REDZWAN ^[342]	3	1,298	185.4	256 ³	144	169	203	182	173	171	

Womens Matchplay B

	PTS	PINS	AVG								
1. FIN STELLA LÖKFORS ^[319]	15	1,329	189.9	168 ³	175 ³	179 ³	216 ³	168	237 ³	186	
2. SGP ARIANNE TAY ^[374]	12	1,664	208.0	190	210 ³	166	212 ³	218 ³	185	215 ³	268
3. JPN KIRI WATANABE ^[328]	12	1,553	194.1	249 ³	201 ³	178	195 ³	169	157	212 ³	192
4. SWE ELIN BERGGVIST ^[376]	10	1,454	207.7	186	200	201 ¹	227 ³	192 ³	203 ³	245	
5. GER FIONA LINDEMANN ^[322]	9	1,447	206.7	202 ³	204 ³	201	185	206	190	259 ³	
5. FIN TIIMARI LAUKKANEN ^[318]	9	1,355	193.6	228 ³	189	206 ³	156	181	226 ³	169	
5. MAS NUR HAZIRAH RAMLI ^[343]	9	1,287	183.9	157	140	203 ³	207	197 ³	203 ³	180	
8. MAS ADELIA NUR IRWAN SYAZALEE ^[341]	7	1,264	180.6	148	166	201 ¹	194	197 ³	177	181 ³	

Elimination Finals





















PER YUMI YUZURIHA SERAGAKI ^[361] 211⁰ 222⁰
 SGP ARIANNE TAY ^[374] 228³ 242³

FIN STELLA LÖKFORS ^[319] 205³ 198⁰ 254³
 USA ANNALISE O'BRYANT ^[385] 202⁰ 202³ 241⁰
























FIN STELLA LÖKFORS ^[319] 168⁰ 156⁰
 SGP ARIANNE TAY ^[374] 216³ 199³

Section 2: Female Doubles

Qualifying

1.		PEE ^[373]	TAY ^[374]								2,239	223.9	
(2)		217	224	206	269	225	223	256	191	180	248		
2.		HAMASAKI ^[325]	WATANABE ^[328]								2,116	211.6	
(2)		191	228	164	202	194	236	231	234	246	190		
3.		ENGBERG ^[377]	JOHANSSON ^[378]								2,079	207.9	
(2)		211	235	199	226	179	209	227	222	188	183		
4.		IRWAN SYAZALEE ^[341]	RAMLI ^[343]								2,053	205.3	
(2)		205	213	194	254	221	179	234	180	209	164		
5.		MOHD REDZWAN ^[342]	ROMZI ^[344]								2,041	204.1	
(1)		244	202	185	172	265	175	181	192	229	196		
6.		DUQUE JIMENEZ ^[309]	SANTOS RIVERO ^[312]								2,006	200.6	
(1)		227	163	217	205	213	198	252	185	188	158		
7.		BRANDOLINO ^[386]	MARTIN ^[387]								1,996	199.6	
(2)		182	161	170	179	230	203	227	239	236	169		
8.		KANG ^[329]	LEE ^[331]								1,967	196.7	
(2)		195	169	211	170	222	193	217	219	170	201		
9.		BOLEK ^[321]	LINDEMANN ^[322]								1,956	195.6	
(1)		156	226	181	247	192	215	177	198	149	215		
10.		VILLALOBOS EROSA ^[347]	VIRAMONTES MILLÁN ^[348]								1,954	195.4	
(1)		184	197	189	176	196	227	175	202	213	195		
11.		ABIGANIA ^[384]	O'BRYANT ^[385]								1,931	193.1	
(1)		217	213	210	148	165	217	165	178	197	221		
12.		BINTE HAZLY ^[372]	TAY ^[375]								1,930	193.0	
(1)		265	181	200	148	162	189	179	204	214	188		
13.		KIM ^[330]	SHIN ^[332]								1,918	191.8	
(1)		213	190	156	205	222	191	186	146	198	211		
14.		LAUKKANEN ^[318]	LÖKFORS ^[319]								1,910	191.0	
(2)		214	198	176	191	143	201	212	179	203	193		
15.		CLARK ^[301]	CLIFTON ^[302]								1,905	190.5	
(2)		202	201	164	218	149	202	230	181	185	173		
16.		CHIANG ^[380]	CHIU ^[381]								1,899	189.9	
(1)		190	204	184	203	192	200	200	189	182	155		
17.		COTE ^[306]	YEN-LACHAPPELLE ^[308]								1,897	189.7	
(2)		180	177	220	179	244	156	154	209	168	210		
18.		KONSTERI ^[317]	NEVALAINEN ^[320]								1,893	189.3	
(1)		188	168	187	235	176	214	200	177	197	151		
19.		GIRALDO ^[310]	MOLINA DIAZ ^[311]								1,888	188.8	
(2)		191	180	165	211	180	194	202	178	179	208		
20.		IWAZAWA ^[315]	KVASNICKOVA ^[316]								1,875	187.5	
(2)		158	180	234	165	213	194	164	225	158	184		

Female Doubles Qualifying continued

21.		GOGGIN ^[354]	MARGINSON ^[355]	1,862	186.2					
(2)	195	183	163	171	178	224	166	185	205	192
22.		CHAN ^[337]	VAT ^[340]	1,835	183.5					
(1)	168	202	161	157	201	194	196	145	232	179
23.		SEGAMI MAKIYA ^[360]	YUZURIHA SERAGAKI ^[361]	1,829	182.9					
(2)	212	229	164	177	167	173	159	208	179	161
24.		MORENO MENDEZ ^[345]	PÉREZ PÉREZ ^[346]	1,828	182.8					
(2)	171	184	155	206	184	183	222	181	145	197
25.		LILLEGJÆRE ^[351]	MATHIESEN ^[352]	1,827	182.7					
(2)	187	211	199	150	190	145	190	221	168	166
26.		ESCOLANO ^[362]	LAZO ^[363]	1,806	180.6					
(1)	168	211	181	174	168	231	170	188	145	170
27.		CHEANG ^[338]	CHIU ^[339]	1,789	178.9					
(2)	143	194	154	194	166	227	144	214	161	192
28.		HUANG ^[382]	TENG ^[383]	1,784	178.4					
(2)	188	178	176	186	180	173	182	200	169	152
29.		CIRILLO ^[305]	JOLLY ^[307]	1,767	176.7					
(1)	206	135	134	181	226	179	200	155	182	169
30.		AAS ^[350]	THORSRUDHAGEN DANIELSEN ^[353]	1,763	176.3					
(1)	220	172	166	136	154	171	200	198	144	202
31.		HART ^[303]	KEY ^[304]	1,760	176.0					
(1)	154	173	186	180	169	206	174	160	182	176
31.		BROKESOVA ^[313]	CAPILOVA ^[314]	1,760	176.0					
(1)	185	191	139	160	199	193	171	178	167	177
33.		COLÓN ^[369]	FRATICELLI ^[371]	1,741	174.1					
(2)	192	167	186	173	152	161	185	189	191	145
34.		ROBERTS ^[356]	SAMPSON ^[357]	1,725	172.5					
(1)	167	161	194	181	175	179	157	173	170	168
35.		STA. ANA ^[364]	YAP ^[365]	1,892	189.2					
(2)	177	233	169	148	193	196	176	225	187	188
36.		MASTERSON ^[323]	MCKEEVER ^[324]	1,709	170.9					
(1)	147	149	181	191	184	158	177	179	165	178
37.		BERGQVIST ^[376]	LAYRISSÉ ^[379]	1,702	170.2					
(1)	158	178	245	164	144	152	171	162	170	158
38.		GONZALES ^[358]	KOMT ^[359]	1,698	169.8					
(1)	181	142	207	168	190	118	132	167	193	200
39.		GUSTAVSSON ^[366]	JANICKIA ^[367]	1,667	166.7					
(2)	167	163	206	157	170	153	175	149	147	180
40.		KONDOH ^[326]	TAKADA ^[327]	1,663	166.3					
(1)	217	151	149	173	156	181	143	133	203	157
41.		BURGOS ^[368]	COLÓN ^[370]	1,626	162.6					
(1)	166	134	172	159	152	159	166	175	166	177
42.		ALABDULLAH ^[333]	ASKANDER ^[335]	1,623	162.3					
(2)	115	179	155	200	159	173	148	151	164	179
43.		ALOWAISÍ ^[334]	ZAID ^[336]	1,533	153.3					
(1)	155	141	176	148	200	121	149	128	124	191

Matchplay

									PTS	PINS	AVG
1.	KOR		KANG	[329]	LEE	[331]			21	1,425	203.6
			176 ³	215 ³	219 ³	194 ³	177 ³	233 ³			211 ³
2.	SGP		PEE	[373]	TAY	[374]			15	1,498	214.0
			233 ³	182	184	200 ³	256 ³	219 ³			224 ³
3.	GER		BOLEK	[321]	LINDEMANN	[322]			12	1,330	190.0
			173	195 ³	215 ³	182	169	179 ³			217 ³
3.	MAS		MOHD REDZWAN	[342]	ROMZI	[344]			12	1,317	188.1
			193 ³	191 ³	196 ³	224 ³	164	176			173
5.	SGP		BINTE HAZLY	[372]	TAY	[375]			9	1,338	191.1
			170	203 ³	179	212	210 ³	219 ³			145
5.	KOR		KIM	[330]	SHIN	[332]			9	1,260	180.0
			162	127	194 ³	198	199 ³	160			220 ³
7.	MAS		IRWAN SYAZALEE	[341]	RAMLI	[343]			3	1,314	187.7
			167	181	211	202 ³	181	178			194
7.	TPE		CHIANG	[380]	CHIU	[381]			3	1,275	182.1
			189 ³	194	165	184	156	205			182
									PTS	PINS	AVG
1.	SWE		ENGBERG	[377]	JOHANSSON	[378]			18	1,510	215.7
			201 ³	204 ³	215 ³	239 ³	214 ³	236 ³			201
2.	USA		ABIGANIA	[384]	O'BRYANT	[385]			12	1,738	217.3
			180 ³	226 ³	257 ³	179	204	209			225 ³
3.	FIN		LAUKKANEN	[318]	LÖKFORS	[319]			12	1,490	186.3
			199 ³	167	217 ³	182	171	189 ³			184 ³
											181 ³
4.	JPN		HAMASAKI	[325]	WATANABE	[328]			12	1,526	190.8
			172	204 ³	181	191 ³	192	200 ³			207 ³
											179
5.	COL		DUQUE JIMENEZ	[309]	SANTOS RIVERO	[312]			12	1,599	199.9
			244 ³	175	235 ³	199 ³	180 ³	167			231
											168
6.	AUS		CLARK	[301]	CLIFTON	[302]			9	1,373	196.1
			191	201	161	216 ³	197 ³	232 ³			175
7.	USA		BRANDOLINO	[386]	MARTIN	[387]			6	1,412	201.7
			194	192	166	199	190 ³	233			238 ³
8.	MEX		VILLALOBOS EROSA	[347]	VIRAMONTES MILLÁN	[348]			3	1,321	188.7
			186	223 ³	191	190	158	184			189

Elimination Finals

KOR KANG [329] LEE [331] 201 180
 USA ABIGANIA [384] O'BRYANT [385] 212^W 194^W

SGP PEE [373] TAY [374] 237^W 266 227
 SWE ENGBERG [377] JOHANSSON [378] 190 290^W 247^W

USA ABIGANIA [384] O'BRYANT [385] 170 217
 SWE ENGBERG [377] JOHANSSON [378] 172^W 228^W

Section 3: Female Teams

Qualifying

1.	KOR 	2	KOREA ^[1472]	2,095	209.5					
	235	213	227	267	248	185	170	176	194	180
2.	MAS 	2	MALAYSIA ^[1662]	2,016	201.6					
	224	180	185	184	204	190	236	191	229	193
3.	SWE 	2	SWEDEN ^[2232]	2,014	201.4					
	192	200	205	199	213	259	177	192	190	187
4.	SGP 	2	SINGAPORE ^[2132]	1,979	197.9					
	243	219	224	191	188	177	203	171	190	173
5.	USA 	2	UNITED STATES ^[2332]	1,962	196.2					
	214	193	190	247	213	149	174	198	202	182
6.	JPN 	2	JAPAN ^[1432]	1,928	192.8					
	181	185	178	196	146	216	257	219	180	170
7.	CAN 	2	CANADA ^[1052]	1,909	190.9					
	195	186	165	183	192	203	181	214	164	226
8.	COL 	2	COLOMBIA ^[1092]	1,897	189.7					
	162	227	175	165	200	189	197	178	215	189
9.	FIN 	2	FINLAND ^[1172]	1,890	189.0					
	157	233	164	185	201	195	198	181	193	183
10.	NOR 	2	NORWAY ^[1822]	1,878	187.8					
	171	206	199	156	226	174	227	159	171	189
11.	AUS 	2	AUSTRALIA ^[1012]	1,868	186.8					
	191	201	180	162	195	198	168	183	215	175
12.	CZE 	2	CZECH REPUBLIC ^[1132]	1,858	185.8					
	185	236	149	211	179	158	220	184	142	194
13.	PER 	2	PERU ^[1912]	1,850	185.0					
	202	215	205	173	168	189	181	168	157	192
14.	MEX 	2	MEXICO ^[1702]	1,831	183.1					
	222	169	171	162	174	144	224	206	166	193
15.	PUR 	2	PUERTO RICO ^[2032]	1,799	179.9					
	194	202	194	168	171	186	187	177	128	192
16.	TPE 	2	CHINESE TAIPEI ^[2292]	1,785	178.5					
	200	167	154	168	211	156	206	160	179	184
17.	PHI 	2	PHILIPPINES ^[1952]	1,776	177.6					
	178	220	181	187	148	201	206	144	146	165
18.	NZL 	2	NEW ZEALAND ^[1862]	1,770	177.0					
	165	189	166	164	177	161	173	211	182	182
19.	MAC 	2	MACAU ^[1622]	1,655	165.5					
	143	138	155	160	180	194	169	153	169	194
20.	KUW 	2	KUWAIT ^[1552]	1,591	159.1					
	133	151	128	172	167	183	185	158	143	171

Matchplay

		PTS	PINS	AVG
1.	SGP 2 SINGAPORE ^[2132]	15	1,435	205.0
	211 ³ 184 220 ³ 248 ³ 198 ³ 191 183 ³			
2.	COL 2 COLOMBIA ^[1092]	12	1,524	190.5
	193 ³ 164 177 177 179 ³ 224 ³ 179 ³ 231			
3.	USA 2 UNITED STATES ^[2332]	12	1,622	202.8
	232 ³ 223 ³ 179 ³ 196 203 ³ 210 170 209			
4.	CZE 2 CZECH REPUBLIC ^[1132]	12	1,391	173.9
	192 ³ 183 ³ 202 ³ 203 ³ 123 139 170 179			
5.	KOR 2 KOREA ^[1472]	12	1,439	179.9
	141 179 ³ 179 214 ³ 177 ³ 214 ³ 172 163			
6.	FIN 2 FINLAND ^[1172]	9	1,301	185.9
	191 201 ³ 174 187 167 210 ³ 171 ³			
7.	PER 2 PERU ^[1912]	6	1,202	171.7
	182 120 183 ³ 157 184 186 190 ³			
7.	TPE 2 CHINESE TAIPEI ^[2292]	6	1,220	174.3
	184 143 170 191 ³ 167 194 ³ 171			

		PTS	PINS	AVG
1.	MAS 2 MALAYSIA ^[1662]	18	1,439	205.6
	203 ³ 223 222 ³ 215 ³ 212 ³ 166 ³ 198 ³			
2.	NOR 2 NORWAY ^[1822]	15	1,577	197.1
	161 237 ³ 171 ³ 185 226 ³ 171 ³ 226 ³ 200			
3.	CAN 2 CANADA ^[1052]	15	1,614	201.8
	212 ³ 258 ³ 200 ³ 183 ³ 186 191 215 ³ 169			
4.	JPN 2 JAPAN ^[1432]	12	1,314	187.7
	182 ³ 188 205 ³ 235 ³ 181 ³ 157 166			
5.	SWE 2 SWEDEN ^[2232]	9	1,250	178.6
	180 194 ³ 160 169 184 ³ 201 ³ 162			
6.	MEX 2 MEXICO ^[1702]	6	1,253	179.0
	165 142 210 181 ³ 167 169 219 ³			
6.	PUR 2 PUERTO RICO ^[2032]	6	1,213	173.3
	183 ³ 181 145 180 178 198 ³ 148			
8.	AUS 2 AUSTRALIA ^[1012]	3	1,278	182.6
	185 184 ³ 193 185 176 174 181			

Elimination Finals

















NOR 2 **NORWAY** ^[1822] 169 189
SGP 2 **SINGAPORE** ^[2132] 182^W 201^W

COL 2 **COLOMBIA** ^[1092] 196 231^W 178
MAS 2 **MALAYSIA** ^[1662] 201^W 201 202^W

MAS 2 **MALAYSIA** ^[1662] 221^W 236^W
SGP 2 **SINGAPORE** ^[2132] 211 190

Section 4: Male Singles

Qualifying

1.	CZE		LUKAS JELINEK ^[113]	1,540	256.7	257	246	234	279	245	279
2.	SWE		CARL EKLUND ^[223]	1,492	248.7	213	267	214	231	267	300
3.	KUW		NASSER ALKANDARI ^[156]	1,447	241.2	243	244	235	225	233	267
4.	KOR		JUNGHUN BAE ^[147]	1,445	240.8	243	259	194	279	243	227
5.	GER		PAUL PURPS ^[124]	1,432	238.7	247	278	220	258	193	236
6.	GER		MAX LORENZ ^[122]	1,420	236.7	279	206	204	289	199	243
7.	KOR		JIHO SHIN ^[150]	1,392	232.0	268	244	217	254	199	210
8.	SGP		ZI JIAN PETER KHOR ^[213]	1,391	231.8	269	203	242	233	175	269
9.	ISL		ISAK BIRKIR SAEVARSSON ^[137]	1,390	231.7	245	247	173	257	222	246
10.	NED		KENNETH RAMOS ^[174]	1,385	230.8	279	186	190	236	238	256
11.	JPN		DAIYA SAITO ^[144]	1,371	228.5	228	235	245	184	214	265
12.	GER		ZENO JANSSEN ^[121]	1,367	227.8	279	203	221	214	249	201
13.	AUS		JUSTIN DINHAM ^[102]	1,364	227.3	251	236	183	227	274	193
14.	NZL		BEN PETTIT ^[189]	1,362	227.0	243	223	208	232	244	212
15.	ISL		HINRIK OLI GUNNARSSON ^[135]	1,356	226.0	277	266	180	224	230	179
16.	KUW		HASSAN QASEM ^[158]	1,354	225.7	247	171	259	237	225	215
17.	LTU		LAURYNAS NARUSIS ^[160]	1,353	225.5	256	224	238	216	246	173
18.	USA		JACOB BOCKSTIE ^[234]	1,349	224.8	244	257	203	269	203	173
19.	USA		BRANDON BOHN ^[235]	1,341	223.5	223	247	266	216	184	205
20.	SWE		ROBIN ILHAMMAR ^[224]	1,339	223.2	233	237	191	231	244	203
21.	CAN		JACOB IMOO ^[108]	1,335	222.5	224	180	223	215	226	267
22.	CAN		CHRISTOPHER ESDON ^[106]	1,334	222.3	218	235	217	213	231	220
23.	TPE		YUNG-CHUAN HUNG ^[230]	1,333	222.2	192	242	183	202	259	255
24.	ROU		MATE BALAZS-BECSI ^[211]	1,328	221.3	193	247	224	210	235	219
25.	MAS		AHMAD AZRIQ IZAMUDIN ^[168]	1,324	220.7	248	243	215	216	134	268
26.	KOR		YONGHUN CHO ^[148]	1,322	220.3	239	183	203	201	218	278
27.	HKG		JOVI MA ^[130]	1,318	219.7	247	215	223	189	197	247
28.	NOR		GAUTE SKAR-HOVDE ^[185]	1,312	218.7	177	175	258	259	215	228
29.	MAS		MUHAMMAD HARIZ ADLAN AZMAN ^[166]	1,309	218.2	278	160	243	217	200	211
30.	KSA		AHMED ABUALREESH ^[151]	1,307	217.8	198	197	275	226	224	187
31.	CZE		ONDREJ TROJEK ^[115]	1,303	217.2	247	247	203	206	193	207
32.	MAS		IZZ NAQUIDDIN PUTERA ISLAHUDDIN ^[167]	1,300	216.7	226	258	208	217	176	215
33.	NED		NICK SCHOKKER ^[177]	1,299	216.5	212	233	226	266	220	142
34.	USA		ZACH ANDRESEN ^[233]	1,293	215.5	213	188	230	212	245	205
35.	FIN		MARKUS LAHTI ^[118]	1,288	214.7	204	189	230	215	213	237
36.	HKG		JASON LEUNG ^[129]	1,287	214.5	217	241	186	204	170	269
37.	ISL		MIKAEL ARON VILHELMSSON ^[138]	1,287	214.5	248	214	206	189	204	226
38.	KSA		BANDAR AL YABAH ^[154]	1,285	214.2	226	179	213	217	226	224
39.	AUS		BLAKE WALSH ^[104]	1,283	213.8	207	224	225	214	224	189
40.	SVK		ŠIMON JAROŠ ^[221]	1,282	213.7	224	184	215	224	234	201

Male Singles Qualifying continued

41.	GUA		JUAN CARLOS OLIVARES ROMERO ^[127]	1,281	213.5	210	217	180	255	236	183
42.	PHI		MARC DYLAN CUSTODIO ^[197]	1,278	213.0	226	216	208	201	223	204
43.	PUR		EDGARDO IRIZARRY ^[205]	1,275	212.5	226	188	245	188	225	203
44.	AUS		JACKSON BUCKINGHAM ^[101]	1,270	211.7	167	206	211	217	253	216
45.	PUR		PEDRO IRIZARRY ^[206]	1,270	211.7	235	258	161	221	192	203
46.	CZE		JAROSLAV ZAPLETAL ^[116]	1,268	211.3	183	196	247	215	198	229
47.	CAN		MATHIS BLANCHETTE ^[105]	1,267	211.2	213	187	206	237	205	219
48.	ITA		EMANUELE CAMPONESCO ^[139]	1,267	211.2	198	255	206	193	200	215
49.	SGP		JEREMY YEO ^[216]	1,265	210.8	220	259	203	194	198	191
50.	GER		MARIS MATERNE ^[123]	1,264	210.7	247	193	196	191	179	258
51.	KUW		ADEL ALI ^[155]	1,260	210.0	223	247	204	169	235	182
52.	FIN		KARO HILOKOSKI ^[117]	1,259	209.8	204	183	193	178	234	267
53.	NOR		MATHIAS DANIELSEN OTTING ^[182]	1,253	208.8	225	244	203	209	192	180
54.	SVK		DÁVID BARAK ^[219]	1,251	208.5	210	213	198	247	203	180
55.	JPN		SHUSUKE NAGAO ^[143]	1,240	206.7	230	222	215	171	198	204
56.	MEX		GAEL ALFONSO EGAÑA IZABAL ^[171]	1,240	206.7	211	191	183	279	173	203
57.	THA		VILINKORN KLEDKAEW ^[227]	1,237	206.2	179	157	176	234	245	246
58.	NOR		HENRIK NORDANG-LARSEN ^[184]	1,236	206.0	196	189	187	203	183	278
59.	JPN		FUMINE SUDA ^[145]	1,236	206.0	279	210	161	174	191	221
60.	JPN		MASATO ZAHA ^[146]	1,233	205.5	181	247	131	243	205	226
61.	COL		ZAMIR ALEJANDRO JAIMES SANDOVAL ^[112]	1,231	205.2	255	199	222	192	153	210
62.	SWE		ALEX JOKI ^[225]	1,228	204.7	242	182	176	209	201	218
63.	FIN		LUUKAS VÄÄNÄNEN ^[120]	1,225	204.2	246	203	186	205	195	190
64.	USA		BRADEN MALLASCH ^[236]	1,224	204.0	203	164	213	220	212	212
65.	FIN		RAMI MUKKULA ^[119]	1,223	203.8	188	228	215	174	192	226
66.	TPE		YUEH-LIANG LIN ^[232]	1,223	203.8	245	160	161	220	236	201
67.	SGP		JING LOONG MIKE ONG ^[215]	1,220	203.3	199	246	174	212	179	210
68.	MAS		MEGAT ZAQRUL HAIQAL MEGAT ZAIRUDIN ^[169]	1,219	203.2	216	254	172	207	176	194
69.	TPE		CHEN-HSIUAN CHEN ^[229]	1,218	203.0	258	184	192	192	182	210
70.	OMA		MUSAAB ALADAWI ^[190]	1,218	203.0	235	135	190	238	244	176
71.	GUA		DIEGO FERNANDO AGUILAR XIL ^[125]	1,217	202.8	223	194	190	188	203	219
72.	MAC		KA WENG LOU ^[165]	1,215	202.5	202	183	184	227	199	220
73.	CAN		ALEXANDRE GAREAU ^[107]	1,212	202.0	201	219	192	187	222	191
74.	ROU		MIHAI-ALIN DRAGNIA ^[212]	1,211	201.8	193	216	231	186	180	205
75.	SVK		ŠIMON HRUŠOVSKÝ ^[220]	1,209	201.5	184	208	205	213	251	148
76.	MAC		CHUN LOK CHAN ^[162]	1,206	201.0	183	187	216	211	211	198
77.	SGP		AIMAN RAEDYN LIM JEN ^[214]	1,205	200.8	223	179	210	173	204	216
78.	KSA		ABDULMAJEED AL ASLANI ^[153]	1,202	200.3	215	214	182	167	188	236
79.	ITA		MARIO DEL GAUDIO ^[140]	1,202	200.3	227	189	169	207	203	207
80.	KOR		SEONGTAK KIM ^[149]	1,200	200.0	208	180	185	168	226	233



Male Singles Qualifying continued

81.	POL		MIKOLAJ CZARNECKI ^[201]	1,198	199.7	210	180	203	159	235	211
82.	AUS		SETH GRAY ^[103]	1,198	199.7	207	231	204	199	186	171
83.	COL		SAMUEL CALDERON ^[110]	1,193	198.8	179	194	185	231	182	222
84.	SWE		ROBIN NOBERG ^[226]	1,192	198.7	206	164	158	186	226	252
85.	PUR		JESÚS COLON ^[204]	1,186	197.7	202	239	194	168	171	212
86.	NED		MILAN SCHEFFER ^[175]	1,186	197.7	188	238	179	197	203	181
87.	ISL		ARON HAFTHORSSON ^[136]	1,184	197.3	249	216	187	165	171	196
88.	QAT		TALAL ALMARRI ^[207]	1,181	196.8	176	169	194	228	226	188
89.	POL		PATRYK ANTOSIAK ^[199]	1,181	196.8	189	212	208	157	236	179
90.	QAT		IBRAHIM AL MOREIKHI ^[209]	1,163	193.8	164	244	208	146	248	153
91.	GUA		KEVIN JOSE QUINTO MARROQUIN ^[128]	1,161	193.5	193	214	179	234	161	180
92.	PHI		ARTEGAL BARRIENTOS ^[195]	1,158	193.0	225	197	211	151	190	184
93.	PHI		ALDRIC ANDREO BATHAN ^[196]	1,158	193.0	205	145	236	175	215	182
94.	HKG		JEREMY WONG ^[131]	1,156	192.7	212	169	192	203	203	177
95.	POL		ALEKS SZCZEPANIAK ^[202]	1,155	192.5	223	164	206	211	195	156
96.	MAC		HONG U FONG ^[164]	1,153	192.2	155	184	201	214	204	195
97.	GUA		BRANDON EMMANUEL LÓPEZ BARCO ^[126]	1,151	191.8	152	202	226	210	186	175
98.	NED		JEROEN SCHOKKER ^[176]	1,148	191.3	226	206	186	182	158	190
99.	NZL		RYAN JULIAN ^[186]	1,147	191.2	202	193	203	187	178	184
100.	TPE		SHAO-KANG LAN ^[231]	1,145	190.8	209	202	186	167	207	174
101.	PHI		ZACH RAMIN ^[198]	1,145	190.8	220	167	132	235	233	158
102.	PER		ADRIAN TOKASHIKI ^[194]	1,144	190.7	232	177	169	145	209	212
103.	VIE		DANG NGUYEN PHUC GIA ^[238]	1,143	190.5	195	161	173	228	194	192
104.	KUW		ABDULRZZAQ MOHAMMAD ^[157]	1,141	190.2	190	169	214	204	194	170
105.	CZE		ONDREJ PREKOP ^[114]	1,135	189.2	193	203	185	220	165	169
106.	KSA		MOHAMMED ABULREESH ^[152]	1,133	188.8	173	140	170	202	191	257
107.	NOR		SANDER KASTAS LINDSTAD ^[183]	1,131	188.5	231	183	191	161	159	206
108.	PER		KOTARO EDA ^[193]	1,130	188.3	194	154	166	237	178	201
109.	PUR		EDGAR JERIEL BURGÓS ^[203]	1,129	188.2	225	198	178	181	173	174
110.	SUI		KILLIAN ECOFFEY ^[218]	1,128	188.0	170	214	166	149	206	223
111.	ITA		ANDREA LIGATO ^[142]	1,127	187.8	182	235	177	181	203	149
112.	THA		NUTAVAT RASISSETKUN ^[228]	1,117	186.2	172	183	159	220	192	191
113.	NZL		WILL PETTIT ^[188]	1,113	185.5	192	217	193	182	179	150
114.	SVK		MARTIN MALCHO ^[222]	1,112	185.3	170	176	220	178	203	165
115.	IRL		CONOR FETHERSTON ^[133]	1,109	184.8	194	210	151	180	164	210
116.	HKG		AMEN YUEN ^[132]	1,108	184.7	199	181	212	168	200	148
117.	QAT		NASSER AL MANSOURI ^[208]	1,107	184.5	216	187	182	185	143	194
118.	VIE		KHOI LE HOANG ^[237]	1,105	184.2	171	146	188	175	204	221
119.	COL		JUAN DAVID BONILLA MONTENEGRO ^[109]	1,103	183.8	223	194	176	173	163	174
120.	PER		DAIKI EDA ^[192]	1,099	183.2	208	141	205	159	217	169

Male Singles Qualifying continued

121.	MEX		DIEGO EDGAR GARCÍA RODRÍGUEZ ^[172]	1,095	182.5	183	179	167	157	223	186
122.	SUI		AARON DOUJAK ^[217]	1,095	182.5	179	184	198	175	176	183
123.	ITA		GIORGIO GRAGNANIELLO ^[141]	1,088	181.3	203	189	181	170	182	163
124.	MEX		OMAR ALEJANDRO AGUIRRE MORENO ^[170]	1,086	181.0	163	187	175	203	192	166
125.	QAT		HAZEEM AL MURAIKHI ^[210]	1,079	179.8	180	158	173	213	167	188
126.	POL		DOMINIK CHOMICZ ^[200]	1,070	178.3	194	168	224	156	136	192
127.	NZL		KOSEI MCGRATH TAKEJI ^[187]	1,047	174.5	163	136	179	189	203	177
128.	COL		GABRIEL DIAZ LONDOÑO ^[111]	1,039	173.2	148	204	161	213	112	201
129.	MEX		DIEGO FERNANDO MENDOZA SERRA ^[173]	1,037	172.8	179	171	133	161	222	171
130.	IRL		SEAN STAINES ^[134]	1,036	172.7	155	175	162	226	135	183
132.	MAC		LUCIO MARCELINO CHIU ^[163]	1,009	168.2	213	198	164	130	139	165
133.	PER		HIROSHI AHANE ^[191]	1,007	167.8	163	221	183	148	143	149
134.	LTU		JORIS REMEIKA ^[161]	980	163.3	190	207	159	143	144	137
136.	LTU		EMILIJUS GRIGORAITIS ^[159]	857	142.8	149	127	166	153	104	158
137.	NGR		CHUKWUEBUKA EMMANUEL CHIZOBA ^[178]	763	127.2	101	147	136	165	112	102
138.	NGR		VICTOR UGOCHUKWU EJEMBA ^[179]	729	121.5	124	136	113	108	111	137
139.	NGR		CHIDERA KINGSLEY EMEODI ^[181]	640	106.7	125	107	105	101	129	73
140.	NGR		CHIEDOZIE KEN ELUKE ^[180]	565	94.2	88	127	106	109	79	56

Matchplay

	PTS	PINS	AVG
1. KOR JUNGHUN BAE ^[147] 224 ³ 278 ³ 204 ³ 239 ³ 238 ³ 237 ³ 217 ³	21	1,637	233.9
2. GER PAUL PURPS ^[124] 208 ³ 278 ³ 248 ³ 277 ³ 234 ¹ 194 192 ³	16	1,631	233.0
3. CZE LUKAS JELINEK ^[113] 203 245 235 ³ 246 ³ 248 ³ 237 ³ 203 ³	15	1,617	231.0
4. GER ZENO JANSSEN ^[121] 204 ³ 267 ³ 203 208 184 257 ³ 161	9	1,484	212.0
4. SGP ZI JIAN PETER KHOR ^[213] 182 206 193 208 ³ 237 ³ 188 180 ³	9	1,394	199.1
6. KUW HASSAN QASEM ^[158] 246 ³ 244 179 191 234 ¹ 266 ³ 174	7	1,534	219.1
7. ISL ISAK BIRKIR SAEVARSSON ^[137] 185 250 ³ 201 ³ 159 208 222 187	6	1,412	201.7
8. AUS JUSTIN DINHAM ^[102] 213 182 235 164 203 185 167	0	1,349	192.7
	PTS	PINS	AVG
1. NZL BEN PETTIT ^[189] 203 225 ³ 227 ³ 233 ³ 202 ³ 216 ³ 217 ³	18	1,523	217.6
2. SWE CARL EKLUND ^[223] 247 ³ 238 238 ³ 257 ³ 194 216 ³ 245 ³ 246	15	1,881	235.1
3. JPN DAIYA SAITO ^[144] 226 ³ 215 ³ 227 ³ 238 ³ 276 ³ 203 200 212	15	1,797	224.6
4. KOR JIHO SHIN ^[150] 223 ³ 265 ³ 206 ³ 225 ³ 244 161 196	12	1,520	217.1
5. GER MAX LORENZ ^[122] 220 257 ³ 189 206 213 ³ 225 ³ 202	9	1,512	216.0
6. NED KENNETH RAMOS ^[174] 160 185 203 207 203 212 ³ 205 ³	6	1,375	196.4
6. ISL HINRIK OLI GUNNARSSON ^[135] 204 ³ 155 214 173 155 193 194 ³	6	1,288	184.0
8. KUW NASSER ALKANDARI ^[156] 171 178 225 199 236 ³ 223 177	3	1,409	201.3

Elimination Finals

















KOR **JUNGHUN BAE** ^[147] 257 W 247 186
SWE **CARL EKLUND** ^[223] 248 279 W 215 W

GER **PAUL PURPS** ^[124] 229 W 231 W
NZL **BEN PETTIT** ^[189] 159 152

GER **PAUL PURPS** ^[124] 212 W 236 W
SWE **CARL EKLUND** ^[223] 189 201

Section 5: Male Doubles





















Qualifying

1.	SWE 	JOKI ^[225]	NOBERG ^[226]								2,317	231.7
	191	190	255	267	210	258	232	268	211	235		
2.	USA 	BOCKSTIE ^[234]	BOHN ^[235]								2,283	228.3
	237	227	244	241	212	215	247	263	184	213		
3.	GER 	LORENZ ^[122]	PURPS ^[124]								2,255	225.5
	235	237	266	189	231	226	257	216	248	150		
4.	GER 	JANSSEN ^[121]	MATERNE ^[123]								2,245	224.5
	225	227	159	207	235	234	204	240	267	247		
5.	KOR 	CHO ^[148]	SHIN ^[150]								2,232	223.2
	257	247	290	223	228	171	219	153	240	204		
6.	FIN 	HILOKOSKI ^[117]	MUKKULA ^[119]								2,228	222.8
	217	245	235	225	192	235	222	234	207	216		
7.	KOR 	BAE ^[147]	KIM ^[149]								2,222	222.2
	190	194	234	203	279	219	225	238	192	248		
8.	PHI 	BATHAN ^[196]	RAMIN ^[198]								2,194	219.4
	232	179	246	216	215	223	207	245	214	217		
9.	SVK 	JAROŠ ^[221]	MALCHO ^[222]								2,182	218.2
	268	212	214	215	242	215	166	257	178	215		
10.	SWE 	EKLUND ^[223]	ILHAMMAR ^[224]								2,179	217.9
	193	218	178	209	240	217	214	237	225	248		
11.	ISL 	HAFTHORSSON ^[136]	VILHELMSSON ^[138]								2,179	217.9
	214	195	246	214	246	186	235	226	212	205		
12.	KSA 	ABUALREESH ^[151]	AL YABAH ^[154]								2,170	217.0
	157	206	207	228	269	216	190	230	241	226		
13.	CAN 	BLANCHETTE ^[105]	GAREAU ^[107]								2,164	216.4
	213	219	223	197	227	230	218	227	205	205		
14.	SVK 	BARAK ^[219]	HRUŠOVSKÝ ^[220]								2,163	216.3
	215	187	228	223	227	223	232	191	190	247		
15.	TPE 	CHEN ^[229]	LIN ^[232]								2,163	216.3
	279	186	213	218	236	210	205	195	221	200		
16.	CZE 	JELINEK ^[113]	TROJEK ^[115]								2,162	216.2
	201	237	205	237	213	215	211	194	243	206		
17.	MAS 	AZMAN ^[166]	IZAMUDIN ^[168]								2,157	215.7
	212	258	178	182	233	234	188	192	276	204		
18.	NZL 	MCGRATH TAKEJI ^[187]	PETTIT ^[188]								2,155	215.5
	245	258	223	214	170	207	237	202	185	214		
19.	NED 	RAMOS ^[174]	SCHOKKER ^[177]								2,153	215.3
	197	185	205	204	222	259	221	236	235	189		
20.	NOR 	NORDANG-LARSEN ^[184]	SKAR-HOVDE ^[185]								2,141	214.1
	210	217	214	200	190	231	245	226	215	193		

Male Doubles Qualifying continued









21.		BURGÓS ^[203]		IRIZARRY ^[206]	2,127	212.7					
		195	209	244	203	224	235	237	234	181	165
22.		ANDRESEN ^[233]		MALLASCH ^[236]	2,125	212.5					
		181	167	205	208	233	178	242	275	238	198
23.		ISLAHUDDIN ^[167]		MEGAT ZAIRUDIN ^[169]	2,120	212.0					
		201	194	248	244	235	207	216	237	180	158
24.		DINHAM ^[102]		WALSH ^[104]	2,111	211.1					
		193	197	203	225	224	231	198	226	202	212
25.		BARRIENTOS ^[195]		CUSTODIO ^[197]	2,109	210.9					
		188	222	200	213	200	235	247	203	241	160
26.		LAHTI ^[118]		VÄÄNÄNEN ^[120]	2,108	210.8					
		216	231	204	221	198	219	231	210	188	190
27.		LIM JEN ^[214]		ONG ^[215]	2,098	209.8					
		172	237	211	159	205	233	185	204	257	235
28.		ALKANDARI ^[156]		QASEM ^[158]	2,089	208.9					
		245	192	169	209	238	194	226	200	159	257
29.		LITHUANIA ^[LTU1]			2,081	208.1					
		184	203	223	222	236	227	216	217	178	175
30.		EGAÑA IZABAL ^[171]		GARCÍA RODRÍGUEZ ^[172]	2,066	206.6					
		174	224	192	199	224	211	211	211	269	151
31.		LÓPEZ BARCO ^[126]		QUINTO MARROQUIN ^[128]	2,046	204.6					
		234	191	200	215	199	226	189	153	234	205
32.		HUNG ^[230]		LAN ^[231]	2,042	204.2					
		185	202	203	191	181	171	267	170	257	215
33.		CALDERON ^[110]		JAIMES SANDOVAL ^[112]	2,041	204.1					
		208	203	185	210	249	202	184	187	225	188
34.		NAGAO ^[143]		SAITO ^[144]	2,040	204.0					
		246	236	214	193	175	211	183	187	181	214
35.		WONG ^[131]		YUEN ^[132]	2,036	203.6					
		195	243	207	186	166	195	162	247	215	220
36.		DANIELSEN OTTING ^[182]		KASTAS LINDSTAD ^[183]	2,033	203.3					
		236	225	191	224	219	194	173	190	154	227
37.		BUCKINGHAM ^[101]		GRAY ^[103]	2,029	202.9					
		192	190	229	205	234	233	180	191	207	168
38.		ROMANIA ^[ROU1]			2,027	202.7					
		181	183	192	217	201	234	222	200	180	217
39.		ABULREESH ^[152]		AL ASLANI ^[153]	2,020	202.0					
		181	149	205	259	232	191	204	202	187	210
40.		DEL GAUDIO ^[140]		GRAGNANIELLO ^[141]	2,009	200.9					
		226	215	157	175	194	187	214	256	176	209

Male Doubles Qualifying continued

41.	MAC		CHIU ^[163]	FONG ^[164]	2,004	200.4						
			214	202	198	214	214	234	193	174	169	192
42.	MEX		AGUIRRE MORENO ^[170]	MENDOZA SERRA ^[173]	1,993	199.3						
			193	181	202	196	169	213	213	172	245	209
43.	KUW		ALI ^[155]	MOHAMMAD ^[157]	1,983	198.3						
			205	210	190	181	206	247	150	168	244	182
44.	NZL		JULIAN ^[186]	PETTIT ^[189]	1,982	198.2						
			201	205	183	213	242	201	177	166	197	197
45.	HKG		LEUNG ^[129]	MA ^[130]	1,973	197.3						
			243	184	195	159	201	201	179	180	217	214
45.	JPN		SUDA ^[145]	ZAHA ^[146]	1,973	197.3						
			199	193	193	216	198	216	194	202	177	185
47.	ITA		CAMPONESCO ^[139]	LIGATO ^[142]	1,971	197.1						
			181	216	202	204	175	183	183	259	190	178
47.	PER		AHANE ^[191]	EDA ^[193]	1,971	197.1						
			192	160	201	215	266	202	171	201	190	173
49.	SUI		DOUJAK ^[217]	ECOFFEY ^[218]	1,970	197.0						
			197	200	176	222	173	182	190	233	203	194
50.	SGP		KHOR ^[213]	YEO ^[216]	1,954	195.4						
			197	194	215	183	193	211	156	230	199	176
51.	CZE		PREKOP ^[114]	ZAPLETAL ^[116]	1,946	194.6						
			185	179	204	235	184	178	206	186	198	191
52.	VIE		LE HOANG ^[237]	NGUYEN PHUC GIA ^[238]	1,940	194.0						
			162	214	200	198	194	179	190	195	191	217
53.	GUA		AGUILAR XIL ^[125]	OLIVARES ROMERO ^[127]	1,931	193.1						
			190	180	196	197	178	200	236	198	173	183
54.	QAT		AL MANSOURI ^[208]	AL MOREIKHI ^[209]	1,920	192.0						
			202	199	199	141	185	193	222	214	215	150
55.	POL		ANTOSIAK ^[199]	CHOMICZ ^[200]	1,913	191.3						
			221	222	179	145	196	207	202	165	175	201
56.	POL		CZARNECKI ^[201]	SZCZEPANIAK ^[202]	1,901	190.1						
			180	160	152	193	209	211	182	217	206	191
57.	PER		EDA ^[192]	TOKASHIKI ^[194]	1,892	189.2						
			149	167	170	227	168	138	248	247	164	214
58.	MAC		CHAN ^[162]	LOU ^[165]	1,885	188.5						
			182	195	153	155	259	206	161	192	193	189
59.	QAT		AL MURAIKHI ^[210]	ALMARRI ^[207]	1,882	188.2						
			226	167	197	192	157	165	194	194	201	189
60.	IRL		IRELAND ^[IRL1]		1,860	186.0						
			198	188	178	164	172	206	202	211	180	161

Matchplay

									PTS	PINS	AVG
1.	CZE		JELINEK ^[113]	TROJEK ^[115]					21	1,675	239.3
			243 ³	230 ³	268 ³	258 ³	216 ³	248 ³			212 ³
2.	SVK		JAROŠ ^[221]	MALCHO ^[222]					15	1,423	203.3
			214 ³	213	203 ³	216 ³	226 ³	170			181 ³
3.	SWE		JOKI ^[225]	NOBERG ^[226]					12	1,544	220.6
			248 ³	254 ³	211 ³	193	170	259 ³			209
3.	KSA		ABUALREESH ^[151]	AL YABAH ^[154]					12	1,429	204.1
			179	225 ³	222 ³	212 ³	238 ³	193			160
5.	GER		JANSSEN ^[121]	MATERNE ^[123]					9	1,520	217.1
			211	197	195	201 ³	235	227 ³			254 ³
6.	KOR		CHO ^[148]	SHIN ^[150]					6	1,411	201.6
			196	207 ³	183	209	192	195			229 ³
6.	CAN		BLANCHETTE ^[105]	GAREAU ^[107]					6	1,375	196.4
			192	215	206	181	203 ³	196 ³			182
8.	PHI		BATHAN ^[196]	RAMIN ^[198]					3	1,373	196.1
			202 ³	215	182	222	193	158			201

									PTS	PINS	AVG
1.	GER		LORENZ ^[122]	PURPS ^[124]					18	1,581	225.9
			229 ³	215 ³	300 ³	199 ³	212 ³	211			215 ³
2.	USA		BOCKSTIE ^[234]	BOHN ^[235]					15	1,525	217.9
			205	247 ³	212 ³	218 ³	235 ³	213 ³			195
3.	SVK		BARAK ^[219]	HRUŠOVSKÝ ^[220]					12	1,411	201.6
			224 ³	195 ³	210	164	193 ³	187			238 ³
4.	KOR		BAE ^[147]	KIM ^[149]					9	1,449	207.0
			200	213	235 ³	216 ³	169	225 ³			191
4.	SWE		EKLUND ^[223]	ILHAMMAR ^[224]					9	1,381	197.3
			149	208 ³	246	199	181 ³	192 ³			206
4.	ISL		HAFTHORSSON ^[136]	VILHELMSSON ^[138]					9	1,375	196.4
			237 ³	183	178	182	187	195 ³			213 ³
4.	FIN		HILOKOSKI ^[117]	MUKKULA ^[119]					9	1,365	195.0
			182 ³	192	194	224 ³	155	174			244 ³
8.	TPE		CHEN ^[229]	LIN ^[232]					3	1,345	192.1
			214	195	219 ³	165	204	190			158

Elimination Finals

CZE		JELINEK ^[113]	TROJEK ^[115]	201	223 ^W	194
USA		BOCKSTIE ^[234]	BOHN ^[235]	236	212	210 ^W

SVK		JAROŠ ^[221]	MALCHO ^[222]	141	234
GER		LORENZ ^[122]	PURPS ^[124]	242 ^W	238 ^W

USA		BOCKSTIE ^[234]	BOHN ^[235]	166	207
GER		LORENZ ^[122]	PURPS ^[124]	226 ^W	244 ^W

Section 6: Male Teams

Qualifying

1.	AUS 	1 AUSTRALIA ^[1011]	2,257	225.7						
	247	274	226	226	244	212	181	241	181	225
2.	KOR 	1 KOREA ^[1471]	2,236	223.6						
	226	300	203	278	234	242	200	223	163	167
3.	POL 	1 POLAND ^[1991]	2,229	222.9						
	230	212	195	241	239	224	223	199	228	238
4.	GER 	1 GERMANY ^[1211]	2,212	221.2						
	207	232	190	218	179	265	247	225	214	235
5.	FIN 	1 FINLAND ^[1171]	2,201	220.1						
	221	259	229	259	188	206	190	243	201	205
6.	MAS 	1 MALAYSIA ^[1661]	2,164	216.4						
	248	244	269	223	225	169	168	225	179	214
7.	CAN 	1 CANADA ^[1051]	2,154	215.4						
	236	222	222	194	220	214	184	268	199	195
8.	NED 	1 NETHERLAND ^[1741]	2,151	215.1						
	238	138	193	237	268	190	199	237	267	184
9.	SVK 	1 SLOVAKIA ^[2191]	2,145	214.5						
	268	202	222	173	192	228	215	215	212	218
10.	KUW 	1 KUWAIT ^[1551]	2,131	213.1						
	191	207	221	212	181	233	198	226	279	183
11.	NOR 	1 NORWAY ^[1821]	2,130	213.0						
	171	193	232	191	248	204	243	194	247	207
12.	CZE 	1 CZECH REPUBLIC ^[1131]	2,126	212.6						
	243	224	232	201	210	208	181	254	179	194
13.	USA 	1 UNITED STATES ^[2331]	2,121	212.1						
	238	186	220	191	180	257	207	209	197	236
14.	JPN 	1 JAPAN ^[1431]	2,114	211.4						
	199	248	224	206	224	207	164	208	212	222
15.	GUA 	1 GUATEMALA ^[1251]	2,113	211.3						
	193	244	224	207	244	188	212	195	215	191
16.	PHI 	1 PHILIPPINES ^[1951]	2,110	211.0						
	176	188	236	208	232	200	209	233	182	246
17.	SWE 	1 SWEDEN ^[2231]	2,099	209.9						
	208	215	235	156	185	228	235	198	268	171
18.	HKG 	1 HONG KONG ^[1291]	2,093	209.3						
	254	189	203	193	203	238	176	203	266	168
19.	MEX 	1 MEXICO ^[1701]	2,056	205.6						
	255	246	172	182	186	224	236	202	173	180
20.	TPE 	1 CHINESE TAIPEI ^[2291]	2,034	203.4						
	190	148	224	204	243	219	207	194	237	168

Male Teams Qualifying continued

21.	KSA	1 SAUDI ARABIA ^[1511]	2,032	203.2
	236	188 211 204 171 268 193 194 200 167		
22.	COL	1 COLOMBIA ^[1091]	1,993	199.3
	226	209 234 193 200 195 148 213 200 175		
23.	SGP	1 SINGAPORE ^[2131]	1,972	197.2
	198	183 180 180 224 202 224 167 223 191		
24.	NZL	1 NEW ZEALAND ^[1861]	1,945	194.5
	179	201 182 170 158 224 229 170 267 165		
25.	PUR	1 PUERTO RICO ^[2031]	1,926	192.6
	219	169 161 205 191 206 170 197 189 219		
26.	MAC	1 MACAU ^[1621]	1,921	192.1
	244	186 193 196 212 196 196 152 189 157		
27.	ITA	1 ITALY ^[1391]	1,882	188.2
	169	170 185 223 179 181 173 203 207 192		
28.	ISL	1 ICELAND ^[1351]	1,872	187.2
	194	193 196 174 195 176 215 179 181 169		
29.	PER	1 PERU ^[1911]	1,861	186.1
	201	226 235 158 190 216 152 125 186 172		
30.	QAT	1 QATAR ^[2071]	1,770	177.0
	171	183 143 204 203 183 137 162 216 168		
31.	NGR	1 NIGERIA ^[1781]	1,127	112.7
	123	115 101 103 112 91 100 132 130 120		

Matchplay

	PTS	PINS	AVG
1. CZE 1 CZECH REPUBLIC ^[1131] 223 ³ 257 ³ 200 ³ 237 ³ 236 ³ 222 237 ³	18	1,612	230.3
2. USA 1 UNITED STATES ^[2331] 206 208 224 233 ³ 205 ³ 278 ³ 232 ³ 258	12	1,844	230.5
3. GER 1 GERMANY ^[1211] 279 ³ 215 215 ³ 213 191 277 ³ 250 ³ 224	12	1,864	233.0
4. SVK 1 SLOVAKIA ^[2191] 214 ³ 211 ³ 197 189 269 ³ 250 236	9	1,566	223.7
4. NED 1 NETHERLAND ^[1741] 247 ³ 179 197 194 ³ 170 156 223 ³	9	1,366	195.1
4. AUS 1 AUSTRALIA ^[1011] 197 196 ³ 247 ³ 205 ³ 177 174 190	9	1,386	198.0
4. FIN 1 FINLAND ^[1171] 212 239 ³ 255 ³ 207 179 192 ³ 185	9	1,469	209.9
8. PHI 1 PHILIPPINES ^[1951] 199 182 159 191 205 ³ 248 ³ 210	6	1,394	199.1

	PTS	PINS	AVG
1. KOR 1 KOREA ^[1471] 209 ³ 220 ³ 248 ³ 235 ³ 192 246 ³ 202	15	1,552	221.7
2. JPN 1 JAPAN ^[1431] 231 ³ 202 195 209 ³ 201 ³ 247 ³ 236 ³	15	1,521	217.3
3. KUW 1 KUWAIT ^[1551] 265 178 ³ 233 ³ 185 194 ³ 202 275 ³	12	1,532	218.9
4. POL 1 POLAND ^[1991] 153 225 ³ 231 198 226 ³ 214 256 ³	9	1,503	214.7
4. MAS 1 MALAYSIA ^[1661] 300 ³ 205 246 ³ 216 173 244 236 ³	9	1,620	231.4
4. CAN 1 CANADA ^[1051] 209 157 223 ³ 270 ³ 182 227 ³ 183	9	1,451	207.3
4. GUA 1 GUATEMALA ^[1251] 244 ³ 151 181 206 204 ³ 201 ³ 167	9	1,354	193.4
8. NOR 1 NORWAY ^[1821] 206 243 ³ 204 222 ³ 221 170 178	6	1,444	206.3

Elimination Finals

CZE 1 **CZECH REPUBLIC** ^[1131] 217 183^W 265^W
JPN 1 **JAPAN** ^[1431] 234^W 181 223

KOR 1 **KOREA** ^[1471] 236^W 187 188
USA 1 **UNITED STATES** ^[2331] 215 236^W 197^W

CZE 1 **CZECH REPUBLIC** ^[1131] 234^W 184 204^W
USA 1 **UNITED STATES** ^[2331] 224 224^W 180

Section 7: Mixed Teams

Qualifying

1.	CZE 	1 CZECH REPUBLIC ^[1131]	2,212	221.2						
	225	212	250	222	212	248	180	196	223	244
2.	CZE 	2 CZECH REPUBLIC ^[1132]	2,168	216.8						
	167	207	222	204	244	177	243	224	212	268
3.	MAS 	1 MALAYSIA ^[1661]	2,165	216.5						
	222	279	192	213	210	209	215	257	177	191
4.	FIN 	2 FINLAND ^[1172]	2,155	215.5						
	279	198	234	223	221	232	185	231	165	187
5.	KOR 	1 KOREA ^[1471]	2,151	215.1						
	211	213	300	214	190	215	212	196	236	164
6.	NZL 	1 NEW ZEALAND ^[1861]	2,115	211.5						
	150	244	247	223	244	191	184	174	256	202
7.	NOR 	1 NORWAY ^[1821]	2,100	210.0						
	216	162	210	200	248	232	211	215	168	238
8.	SWE 	1 SWEDEN ^[2231]	2,079	207.9						
	254	223	178	183	208	187	216	200	238	192
9.	KOR 	2 KOREA ^[1472]	2,072	207.2						
	179	155	208	184	248	239	199	210	253	197
10.	USA 	1 UNITED STATES ^[2331]	2,050	205.0						
	217	206	201	180	207	221	195	187	241	195
11.	SWE 	2 SWEDEN ^[2232]	2,049	204.9						
	180	181	165	206	256	224	269	196	184	188
12.	GER 	1 GERMANY ^[1211]	2,043	204.3						
	199	203	223	168	212	241	228	165	200	204
13.	MAS 	2 MALAYSIA ^[1662]	2,035	203.5						
	223	205	254	199	193	172	202	201	163	223
14.	PHI 	2 PHILIPPINES ^[1952]	2,034	203.4						
	223	168	191	181	217	213	226	211	204	200
15.	FIN 	1 FINLAND ^[1171]	2,026	202.6						
	199	217	205	230	201	210	205	192	175	192
16.	USA 	2 UNITED STATES ^[2332]	2,024	202.4						
	207	169	205	221	236	207	208	193	208	170
17.	AUS 	1 AUSTRALIA ^[1011]	2,022	202.2						
	232	204	179	176	196	212	215	212	184	212
17.	TPE 	2 CHINESE TAIPEI ^[2292]	2,022	202.2						
	200	168	172	237	239	223	211	217	190	165
19.	SGP 	2 SINGAPORE ^[2132]	2,015	201.5						
	203	186	235	169	175	196	164	237	247	203
20.	CAN 	2 CANADA ^[1052]	2,013	201.3						
	177	223	214	219	235	216	192	178	214	145

Mixed Teams Qualifying continued

21.	TPE 	1 CHINESE TAIPEI ^[2291]	2,012	201.2						
	176	216	210	201	187	207	189	196	216	214
22.	JPN 	2 JAPAN ^[1432]	2,006	200.6						
	186	208	188	228	188	169	198	279	187	175
23.	POL 	1 POLAND ^[1991]	2,000	200.0						
	204	179	187	178	188	190	255	182	192	245
24.	NOR 	2 NORWAY ^[1822]	1,989	198.9						
	257	160	186	247	212	160	177	205	202	183
25.	COL 	2 COLOMBIA ^[1092]	1,969	196.9						
	241	223	212	200	235	177	166	163	161	191
25.	SGP 	1 SINGAPORE ^[2131]	1,969	196.9						
	179	206	224	146	199	194	208	177	236	200
27.	IRL 	1 IRELAND ^[1331]	1,955	195.5						
	194	225	181	215	140	169	194	226	166	245
27.	KUW 	2 KUWAIT ^[1552]	1,955	195.5						
	215	169	246	158	187	188	238	148	192	214
29.	AUS 	2 AUSTRALIA ^[1012]	1,921	192.1						
	257	147	183	177	170	220	203	174	212	178
30.	MAC 	2 MACAU ^[1622]	1,912	191.2						
	198	199	214	213	181	206	217	161	160	163
31.	PHI 	1 PHILIPPINES ^[1951]	1,907	190.7						
	170	182	214	166	184	199	192	215	189	196
32.	PUR 	2 PUERTO RICO ^[2032]	1,894	189.4						
	161	146	195	246	201	211	158	209	168	199
33.	MEX 	1 MEXICO ^[1701]	1,890	189.0						
	226	191	200	180	175	185	189	147	218	179
34.	PER 	2 PERU ^[1912]	1,888	188.8						
	190	190	183	210	204	201	167	126	256	161
35.	MEX 	2 MEXICO ^[1702]	1,878	187.8						
	195	199	194	169	181	188	187	188	161	216
36.	JPN 	1 JAPAN ^[1431]	1,877	187.7						
	165	184	190	211	213	165	192	192	206	159
37.	COL 	1 COLOMBIA ^[1091]	1,863	186.3						
	205	189	222	204	202	166	145	222	168	140
38.	NZL 	2 NEW ZEALAND ^[1862]	1,861	186.1						
	181	203	202	141	192	180	209	185	194	174
39.	MAC 	1 MACAU ^[1621]	1,859	185.9						
	183	231	177	198	183	198	181	170	180	158
40.	PER 	1 PERU ^[1911]	1,848	184.8						
	207	200	127	205	208	189	191	172	205	144
41.	CAN 	1 CANADA ^[1051]	1,846	184.6						
	209	138	164	170	202	218	182	192	141	230
41.	PUR 	1 PUERTO RICO ^[2031]	1,846	184.6						
	180	173	204	174	188	198	130	219	167	213
43.	KUW 	1 KUWAIT ^[1551]	1,776	177.6						
	186	197	215	160	139	185	158	199	199	138

Matchplay

	PTS	PINS	AVG
1. CZE 1 CZECH REPUBLIC ^[1131] 199 190 ³ 204 ³ 211 221 ³ 215 ³ 209 ³	15	1,449	207.0
2. KOR 2 KOREA ^[1472] 244 ³ 175 175 238 ³ 216 241 ³ 213 ³ 202	12	1,704	213.0
3. USA 2 UNITED STATES ^[2332] 225 ³ 196 ³ 212 240 ³ 191 197 ³ 176 176	12	1,613	201.6
4. GER 1 GERMANY ^[1211] 241 ³ 163 210 ³ 234 ¹ 214 ³ 194 145	10	1,401	200.1
5. SWE 1 SWEDEN ^[2231] 179 182 209 182 223 ³ 225 ³ 213 ³	9	1,413	201.9
5. MAS 2 MALAYSIA ^[1662] 204 ³ 213 ³ 189 149 191 225 201 ³	9	1,372	196.0
5. FIN 2 FINLAND ^[1172] 189 239 ³ 255 ³ 164 ³ 179 213 184	9	1,423	203.3
8. KOR 1 KOREA ^[1471] 212 206 223 ³ 234 ¹ 256 ³ 168 170	7	1,469	209.9

	PTS	PINS	AVG
1. MAS 1 MALAYSIA ^[1661] 225 ³ 212 195 232 ³ 211 ³ 237 ³ 223 ³ 256	15	1,791	223.9
2. SWE 2 SWEDEN ^[2232] 177 247 ³ 233 ³ 183 ³ 205 204 ³ 212 ³ 247	15	1,708	213.5
3. USA 1 UNITED STATES ^[2331] 246 ³ 226 ³ 233 ³ 255 ³ 217 ³ 183 207 216	15	1,783	222.9
4. NZL 1 NEW ZEALAND ^[1861] 206 223 ³ 208 ³ 147 222 ³ 196 ³ 165	12	1,367	195.3
5. NOR 1 NORWAY ^[1821] 203 ³ 158 200 220 ³ 196 193 211 ³	9	1,381	197.3
5. CZE 2 CZECH REPUBLIC ^[1132] 222 ³ 183 ³ 258 ³ 215 175 160 207	9	1,420	202.9
7. PHI 2 PHILIPPINES ^[1952] 188 186 199 220 126 213 ³ 247 ³	6	1,379	197.0
8. FIN 1 FINLAND ^[1171] 181 215 205 195 212 ³ 183 159	3	1,350	192.9

Elimination Finals

CZE 1 **CZECH REPUBLIC** ^[1131] 194¹ 200 169
SWE 2 **SWEDEN** ^[2232] 189 215¹ 230¹

KOR 2 **KOREA** ^[1472] 233 181¹ 248¹
MAS 1 **MALAYSIA** ^[1661] 234¹ 174 212

KOR 2 **KOREA** ^[1472] 248³ 201⁰ 267³
SWE 2 **SWEDEN** ^[2232] 192⁰ 236³ 219⁰